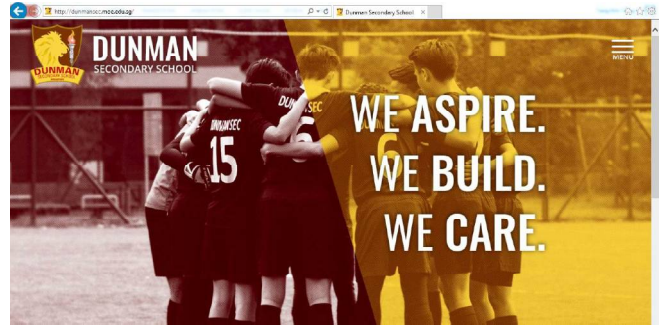




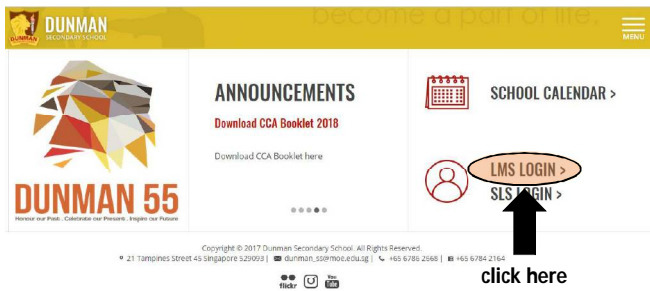
Parent-Teacher-Meeting

Online Booking
User Guide For Parents

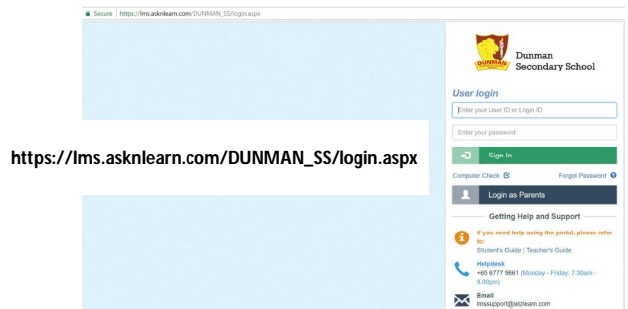
Step 1: Go to <http://dunmansec.moe.edu.sg/>



Step 2: Scroll down and click on "LMS LOGIN" button



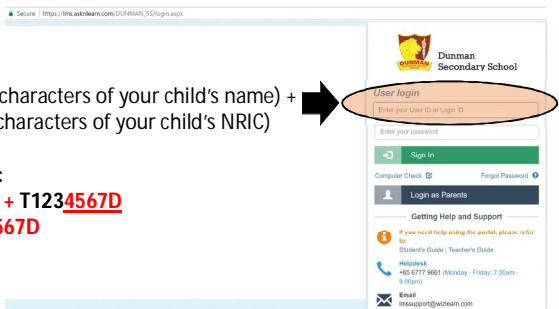
It will bring you to "asknlearn" website



Step 3: Key in Username

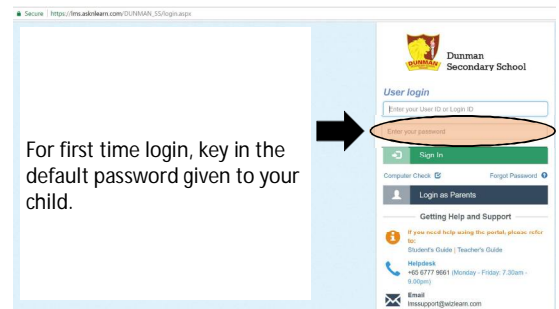
Format:
5 (first 5 characters of your child's name) +
5 (last 5 characters of your child's NRIC)

Example:
Alan Tan + T1234567D
ALANT4567D



Step 4: Key in Password

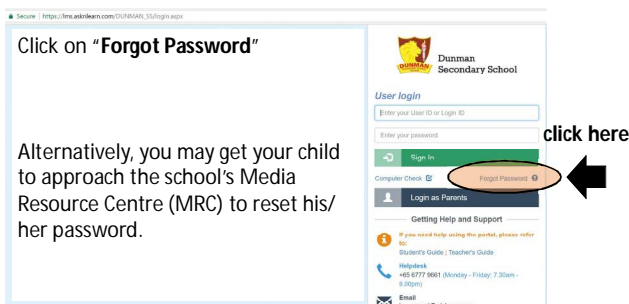
For first time login, key in the default password given to your child.



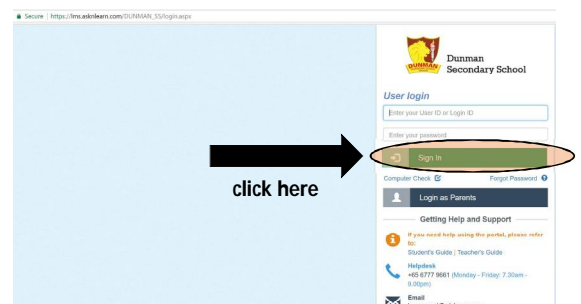
Forgot Password

Click on "Forgot Password"

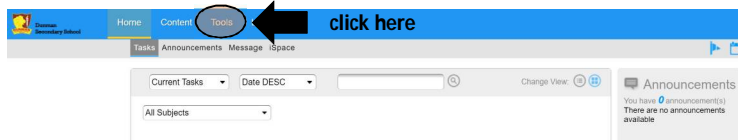
Alternatively, you may get your child to approach the school's Media Resource Centre (MRC) to reset his/her password.



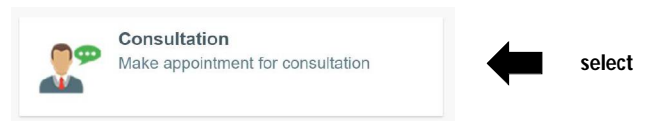
Step 5: Click on "Sign In" button



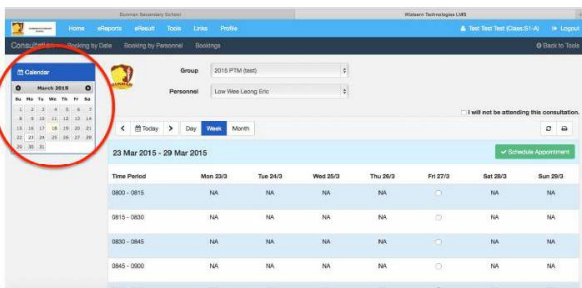
Step 6: Click on “ ”



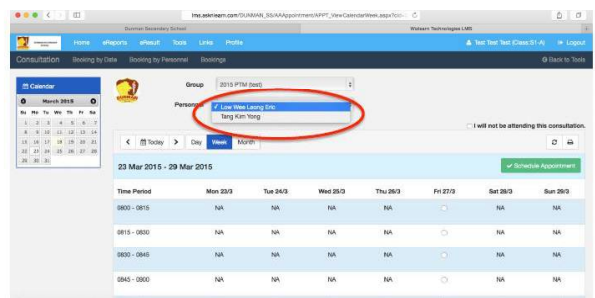
Step 7: Select “ ”



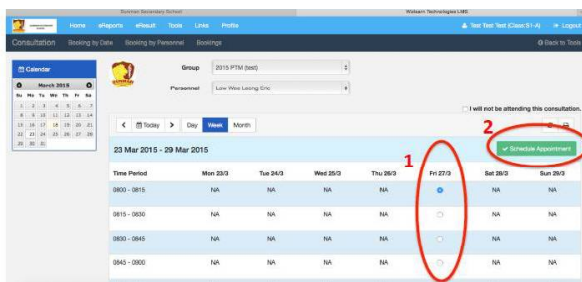
Step 8: Select the Parent-Teacher-Meeting Date



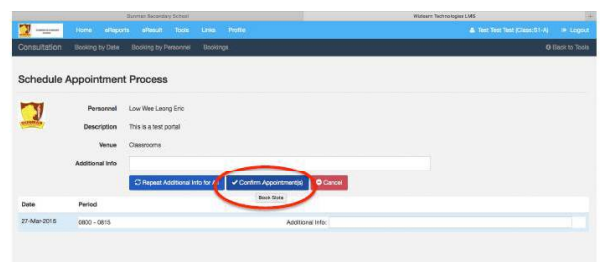
Step 9: Select Form-Teacher to meet from drop down menu



Step 10: Select your preferred time slot (You are able to select only 1 time slot)



Step 11: Click “Confirm Appointment” to book



Thank You For Attending The Parent-Teacher-Meeting.

We look forward to an enriching conversation with you and your child.